

LYNCH ESTATE ELEMENTS



POOL CURBING

We create an item referred to as pool curbing which forms the holding area for the fountain's water. Whether you call this the pool, basin or reservoir, it is the most crucial element of the fountain. For more in-depth considerations of the pool size please see our info sheet for **Tiered Fountains**.

REQUIREMENTS AND PLANNING:

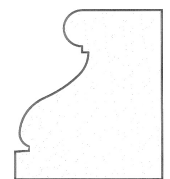
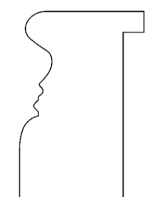
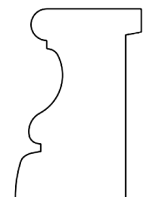
- Requires concrete pad cast in place by others.
- Provided in sections typically 30" – 72" long.
- Available in various depths based on profile design
- Available in 5 profiles.
- Select pool shape from standard options such as round, square and rectangular.
- Complex designs such as quatre foils use special curbing sections.
- Round pools are measured to the outside in whole numbers, such as 6', 7', 8' diameters.
- Special molds have set dimensions, for instance our breakback corners have a set inside radius.
- **[View our catalog of Pools & Curbing](#)**

When ordering a custom shaped pool, we provide AutoCAD drawings of the layout, indicating where sections end ensuring design remains symmetrical.

PREPARING FOR INSTALLATION:

- Curbing sections are pre-trimmed in our shop based on the drawings to create your desired pool shape.
- Can be placed on top of a site-built concrete wall for a greater depth pool.
- Select a local mason to install your pool curbing project
- Curbing sections are installed with caulking on the interior and grout at the exterior and top.
- Entire interior of pool should be coated with a minimum of two coats of high quality elastomeric pool paint, but can also be tiled or plastered.

AVAILABLE IN 5
DISTINCT SIZE
PROFILES



LYNCH ESTATE ELEMENTS

