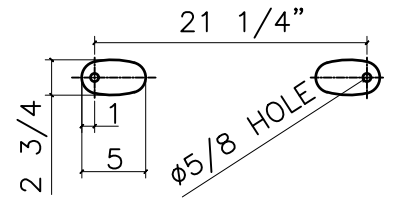
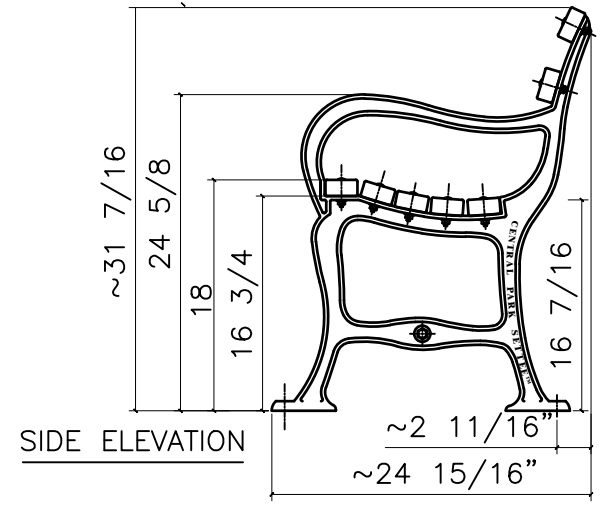
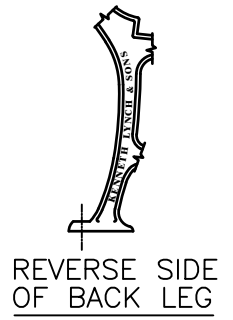
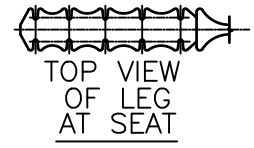
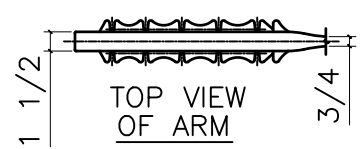


REAR ELEVATION OF UPPER LEG

6 FOOT BENCH
 LENGTH OF AVAILABLE BENCHES: 4', 5', 6' 8'
 BENCHES OF LESS THAN 8' LENGTH HAVE 2 LEGS



BOTTOM VIEW OF FEET

MATERIALS:

- BENCH LEGS: CAST DUCTILE IRON
- WOOD SLATS: IPE (BETHABARA)/TABEBUIA
- SMALL FASTENERS (CARRIAGE BOLTS, NUTS AND WASHERS) STAINLESS STEEL
- TIE ROD: 5/8" DIA HOT ROLLED STEEL WITH 5/8 - 11 CUT THREADS & STEEL HEX NUTS

©2001 Kenneth Lynch & Sons
 Oxford CT 06478

KENNETH LYNCH & SONS
 114 WILLENBROCK ROAD OXFORD, CT 06478
 PHONE 203-264-2831 FAX 203-264-2833

Date Revised:	Drawn By:	#6735-B 6' CENTRAL PARK SETTEE	
8/12/04	S.L.A.	Scale NTS	Date 3/12/01
6/10/09	S.L.A.	INTEGRAL ARMS	Drawn S.L.A.
		MAT: SEE NOTES	Rev: 8/12/04
			#6735-B-8 FX